

# 57" Retractable Banner Stand

## INSTRUCTIONS

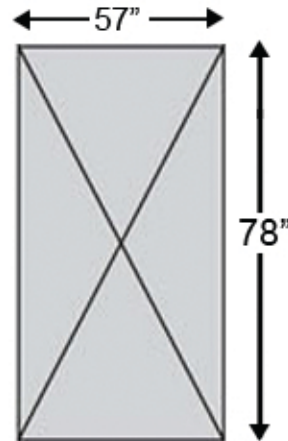
• Maximum width: 57"

• Maximum height: 78" / Height is also adjustable.

*No tools required  
Easy set up in minutes.*



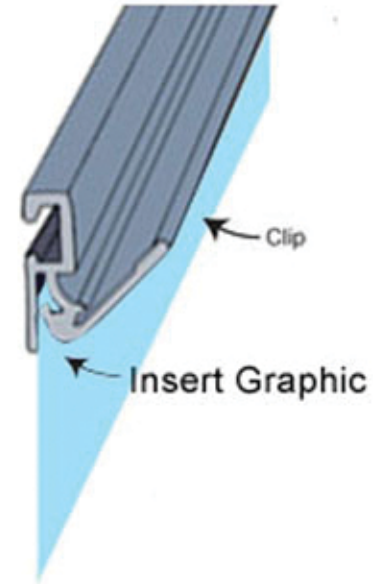
**1** Prepare banner to be within 57" wide.



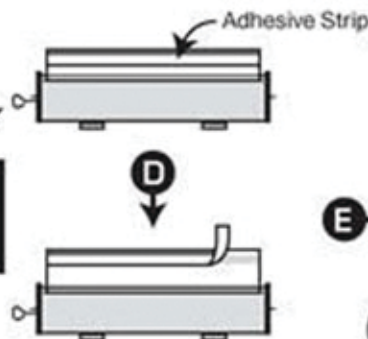
**2** Place 1/2" of banner into top clip to secure banner into top bar.

Release clip and slide bar (folded side up) into Top Bar.

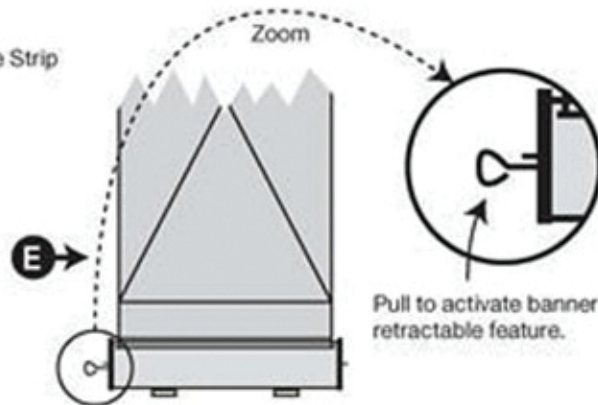
Top Bar - Side View



**3** Peel off adhesive strip from base. Adhere the bottom of the banner to the strip. Use clear tape on the front and back for a more secure hold.



**WARNING!** Do not pull until AFTER Banner has been attached to the adhesive strip.



**4**

Insert pole into top bar

Turn clockwise to lock

Turn counter clockwise to unlock

F

Top Bar

H

G

